

























Year 3 – Unit 1 – The Stone Age

This is your first unit that explores ancient civilisations. Later this year, you will compare the stone age to the bronze and iron age.

What we are learning: LO: To develop a chronologically secure knowledge and understanding of British, local and world history – <i>historical enquiry</i>	What we are learning: LO: To develop a chronologically secure knowledge and understanding of British, local and world history – similarities and differences	What we are learning: LO: To develop a chronologically secure knowledge and understanding of British, local and world history – change and continuity	What we are learning: LO: To develop a chronologically secure knowledge and understanding of British, local and world history – change and continuity	What we are learning: LO: To develop a chronologically secure knowledge and understanding of British, local and world history – change and continuity	What we are learning: LO: To develop a chronologically secure knowledge and understanding of British, local and world history – historical interpretations
 How we are learning/Small steps: <ul style="list-style-type: none"> I understand that events in time can be organised chronologically I can place key events onto a timeline 	 How we are learning/Small steps: <ul style="list-style-type: none"> I know that there were three main time periods within the stone age I can compare and contrast the three periods 	 How we are learning/Small steps: <ul style="list-style-type: none"> I can use historical sources to present information about life in stone age settlements - hunting and food I can compare stone age life to modern life 	 How we are learning/Small steps: <ul style="list-style-type: none"> I can use historical sources to present information about life in stone age settlements - homes and shelter I can compare stone age life to modern life 	 How we are learning/Small steps: <ul style="list-style-type: none"> I can use historical sources to present information about life in stone age settlements - clothing and activities I can compare stone age life to modern life 	 How we are learning/Small steps: <ul style="list-style-type: none"> I can form conclusions, using my research to support my ideas I can 'prove it' - Stone Agers were Stupid
Key knowledge:	Key knowledge:	Key knowledge:	Key knowledge:	Key knowledge:	Key knowledge:
 <p>A historian is someone who collects information about the past.</p>	 <p>The Palaeolithic age was the earliest time during the Stone Age. People used very basic stone tools.</p>	 <p>A mammoth was a large, elephant-like creature that lived in Stone Age times. It was hunted by early man.</p>	 <p>The process of tanning is to take an animal skin and turn it into leather.</p>	 <p>Scrapers were simple tools used by Stone Age people. They cleaned animal hides.</p>	 <p>The Stone Age saw the development of many tools to make clothes and houses.</p>
 <p>Chronology means putting things in time order, from oldest to newest.</p>	 <p>The Mesolithic age is the middle of the Stone Age. They made more advanced tools and weapons but still have to hunt or gather food.</p>	 <p>During the Stone Age, humans would survive by hunting for meat and gathering plants.</p>	 <p>Early homes were simple tents made of poles and animal skins.</p>	 <p>An awl is a sharp tool used for punching holes in leather and other materials.</p>	 <p>The Stone Agers made the first houses and added thatched roofs,</p>
 <p>Prehistory is a time when there were no written records. We only know what happened from artefacts.</p>	 <p>In the Neolithic age, humans began to settle down and farm the land. They grew crops to eat.</p>	 <p>Foraging is the act of collecting food from nature. This can include seeds, nuts and eggs.</p>	 <p>In the Neolithic period, Stone Age people began to settle and made houses using wattle and daub.</p>	 <p>Ochre is a type of clay. It was used as a yellow pigment to make Stone Age paintings.</p>	 <p>They invented farming meaning they didn't have to live a nomadic life anymore.</p>
Key Vocabulary: Historian Chronology Prehistory	Key Vocabulary: Palaeolithic Mesolithic Neolithic	Key Vocabulary: Mammoth Hunter-Gatherer Forage	Key Vocabulary: Tanning Tent Wattle and daub	Key Vocabulary: Scraper Awl Ochre	Key Vocabulary: Conclusion Research Prove

You will learn about ancient civilisations again in Y4 when you study the Ancient Egyptians. If you are interested in this learning you may want to be an [archaeologist](#).

